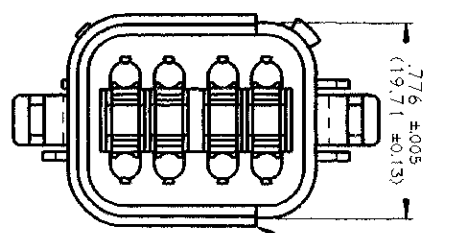
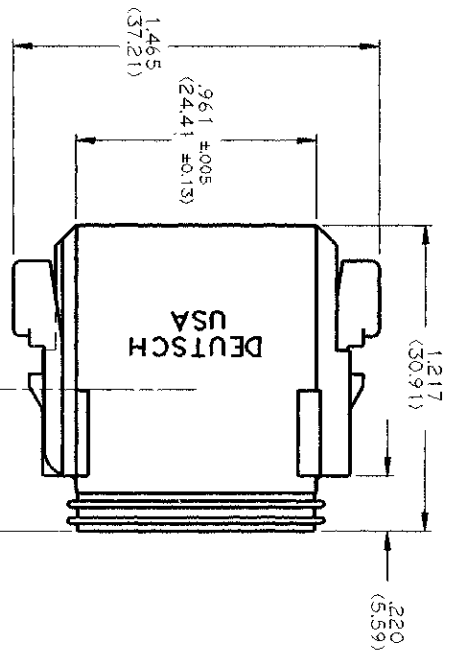
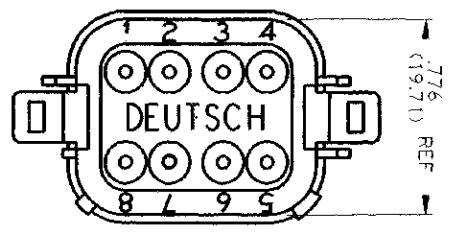


REV	DESCRIPTION	DATE	APPROVED
E	DT06-085A		

SYM	DESCRIPTION	DATE	APPROVED
C	REVISED AND REPERM PER E.O. A09284	12/2/89	J/A
D	REVISED PER E.O. A09335	9/6/90	J/A
E	REVISED PER E.O. P15019	4-4-96	AW

FOR CLARITY THE VIEW OF SEAL IS PARTIAL



PLUG INSERTS INTO RECEPT WITHIN THIS DISTANCE.

- NOTES:
1. ALL DIMENSIONS ARE IN INCHES (METRIC).
 2. ALL DIMENSIONS ARE ±.025 (0.63) UNLESS OTHERWISE SPECIFIED.
 3. CONSULT FACTORY FOR CONTACT SPECIFICATION AND APPLICATION.
 4. FOR MORE INFO SEE ENVELOPE DWG. 0425-017-0000 AND 0425-015-0000.

DR	C/WOODRUFF 05 JUL 90	SIGNATURE & DATE
CHK		
PE		
APPD		
SCALE	NONE	WT

8 WAY PLUG
KEY ARGM. -A-
COLOR: GREY
D.T. SERIES
ENVELOPE

CP	DATE

The Deutsch Company
DEUTSCH IPD
3740 INDUSTRIAL AVE
HEWLET, CALIF 92343

DT06-085A
SQRE 3135 SHEET 1 OF 1